





Instructions for use for Non-Latex Probe Covers


Before use, you should be trained in ultrasonography. DISPOSE of single use components as infectious waste. DO NOT REUSE transducer covers. Reuse or reprocessing may create a risk of contamination of the device, cause patient infection or cross-infection. USE ONLY WATER BASED LUBRICANT (such as Pasante Light Lube or Pasante TLC Lube), avoid petroleum or mineral oil based lubricant that may harm the covers.




How to use a Probe Cover

- 













Carefully tear off the foil pack. Make sure not to damage the cover.
- 

During removal from foil, avoid damage to the cover from sharp edges, fingernails etc.
- 

Place the cover over the transducer. Pull cover tightly over the transducer to remove wrinkles and air bubbles, taking care to avoid puncturing the cover. Inspect the cover to ensure there are no holes or tears.
- 

After use make sure you dispose of the Probe Cover hygienically. Wrap it in tissue and place it in a waste bin.

Meaning of symbols:

	CONSULT INSTRUCTIONS FOR USE		DO NOT REUSE
	EUROPEAN CONFORMITY		KEEP DRY
	RECYCLABLE PACKAGE		CATALOGUE NUMBER
	BATCH CODE		KEEP AWAY FROM SUNLIGHT
	USE BY		DO NOT USE IF PACKAGE IS DAMAGED
	AUTHORISED REPRESENTATIVE		MANUFACTURER

Text prepared May 2019